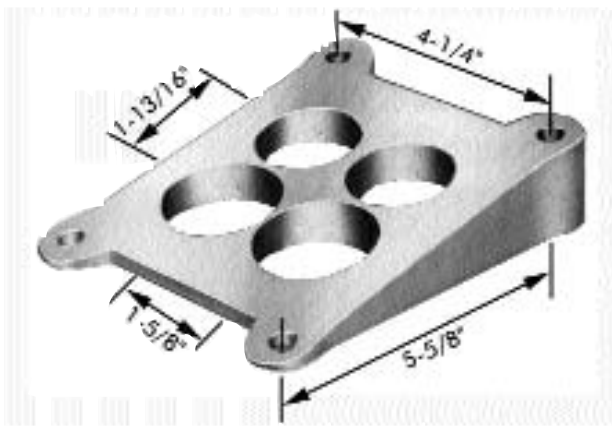


CARBURETOR TILT SHIMS

FOUR THROAT CARBURETOR TILT SHIM - 12°




CAST ALUMINUM

Precision machined and drilled to fit most four barrel carburetors with four bolt patterns. Will not fit Holley Carburetors.

Length	Width	Catalog No.	Item No.
6 1/2"	5"	19910	410

QUADRAJET TILT SHIM - 12°

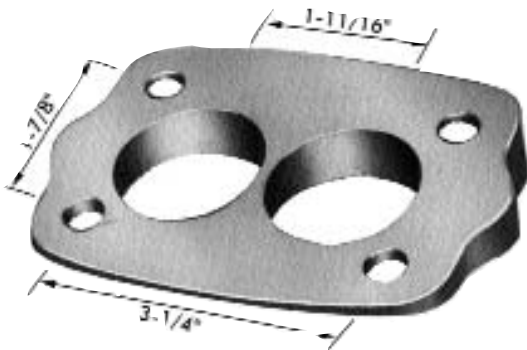


CAST ALUMINUM

Designed especially for four barrel Quadrajet carburetors.

Catalog No.	Item No.
20020	412

TWO THROAT CARBURETOR TILT SHIM - 12°




CAST ALUMINUM

Machined and drilled to fit small block Chevrolets with Rochester carburetors.

Length	Width	Catalog No.	Item No.
5"	3-3/8"	20010	411

TILT SHIM - 12°



CAST ALUMINUM

Designed for Holley and Carter AFB carburetors with a 4-1/4" x 5-1/8" or 5-5/32" x 5-5/8" bolt pattern.

Catalog No.	Item No.
20510	455